

XD7500VR


Superior X-ray Performance

Real Time Digital X-ray
Inspection (1.3 or 2.0 Mpixel)


Sub Micron Feature
Recognition (0.95 μm)

Up to 7400 X System
Magnification

70° Isocentric Angle View



dage



XD7500VR

Superior Performance

The Dage XiDAT XD7500VR provides the optimum resolution for PCB and device X-ray failure analysis with oblique angle views of up to 70°

This performance is available with the ease of use for which Dage systems have become world renowned, providing superior functionality within the production environment

Dage X-ray systems provide


- The easiest to use X-ray systems in the industry
- No complicated joystick controls
- Intuitive Point-and-Click operation
- Oblique angle views without compromising the high magnification
- Collision-free sample movement
- Dage Image Wizard
- Real-time digital X-ray inspection
- Dage XiDAT1.3 imaging chain
- 16-bit image processing with live images at 25fps
- Enhanced resolution X-ray images – 1.3M pixels
- > 65,000 greyscale levels
- Enhanced automated inspection routines
- Automatic BGA and die-void measurements
- Comprehensive data logging and reporting facilities
- Uninterrupted rotating live oblique views 360° around any point in the sample
- Windows XP operating system

XD7500VR FEATURES:

- 950 nanometer (0.95 micron) feature recognition
- 1200 X geometric magnification (5650 X system)
- Up to 70° oblique angle views over 18" x 16" (458mm x 407mm) inspection area
- Dage XiDAT operating software providing all of the necessary features for the easiest and highest quality X-ray inspection
- 20" digital LCD monitor
- Vibrational isolation for the production environment

Optional upgrade to XiDAT 2.0 providing:

- 2 Mpixel camera with 16-bit image processing with live images at 30fps
- 24" digital LCD monitor displaying 2 Mpixel X-ray images at full resolution
- XiDAT 2.0 option increases system magnification to 7400 X



Achieving the best X-ray image quality for current and future needs within the PCB electronics industry has challenged Dage to consider and continue to improve all aspects of the X-ray inspection system. Initially, our research and development focus resulted in the launch of our range of XiDAT 1.3 digital X-ray systems, which have provided the best image quality in the industry, as standard.

Their 16-bit greyscale resolution, with 1.3 Mpixel images acquired at 25 frames per second, has opened up entirely new levels of inspection, not only within failure analysis laboratories but also within the production environment. The ease of use of the Dage operating software has enabled enhanced analytical quality at a faster throughput, all achievable with less skilled operators.

The Dage XD7500VR now drives these developments still further to provide the best X-ray image quality for inspecting the continuously shrinking, and most demanding features, affecting PCB and device product quality. This is achieved through the improved feature recognition of the new Dage VR X-ray tube and oblique angle views of up to 70° so that the joint interface can be

investigated more easily. The Dage VR X-ray tube is the latest development from Dage's innovative, proven and continuous X-ray tube development program. This, together with the ease of use and sophistication of the Dage Image Wizard operating software, takes X-ray inspection to the next level.

The Dage VR X-ray tube, the heart of the Dage XD7500VR X-ray inspection system, provides for today's and tomorrow's production X-ray inspection needs through sub-micron minimum feature recognition. All the functions of the Dage XD7500VR have been developed and integrated together

to provide superb image quality for BGA, flip chip and chip scale package inspection on PCBs as well as semiconductor devices.

The easy to use operation of the XD7500VR provides expert analytical quality that is not compromised by its low cost of ownership or the lowering of the required operator skill level, which can be maintained for the most demanding of applications and working environments.

When you need the best, the XD7500VR provides it. Always. As standard.





XD7500VR | Specifications

System footprint (W x D x H)	1450 x 1700 x 1970 mm
Gross weight	1900 kg
Minimum feature recognition	950 nm (0.95 micron)
Tube voltage	30 – 160kV
Maximum board size	20" x 17.5" (508 x 444 mm)
Maximum inspection area	18" x 16" (458 x 407 mm)
Maximum sample weight	5kg
Facilities requirements	Power: Single phase, 200 – 230V AC, 16A max.
Oblique angle view	0 – 70° for any view, 360 degrees around any position over entire inspection area
Geometric magnification (system)	1200 X (5650 X – 7400 X with XiDAT 2.0 option)
Image capture	XiDAT 1.3 – 1.3 Mpixel images at 25 fps Option XiDAT 2.0 – 2 Mpixel images at 30 fps
System monitor	20" digital LCD flat panel (1600 x 1200 pixels) 24" digital LCD flat panel (1920 x 1200 pixels) as standard with XiDAT 2.0 option
Safety	X-ray leakage < 1 µSv/hr

GLOBAL PRESENCE, GLOBAL SUPPORT, LOCAL CARE

With 6 direct offices and representatives world wide, Dage can support you locally as well as internationally. Please contact your nearest Dage office if you require any further information or would like a demonstration of our XiDAT systems.

Our website: www.dage-group.com will also give additional details on Dage and its range of products as well as the contact details for your local Dage representative.

For additional information please contact:

China

Tel: +86 512 6665 2008
email: cheekeong@dage.com.sg

Germany

Tel: +49 7021 950690
email: dage@dage.de

Japan

Tel: +81 432 995851
email: info_mail@arctek.com

Singapore

Tel: +65 655 27533
email: dageplc@dage.com.sg

UK

Tel: +44 1296 317800
email: dpi-sales@dage-group.com

USA

Tel: +1 510 683 3930
email: sales@dageinc.com



FM 57424 BS EN ISO 9001:2000



www.dage-group.com

Specifications subject to change without prior notice.